

Appendix C: Dry Brief Comparison

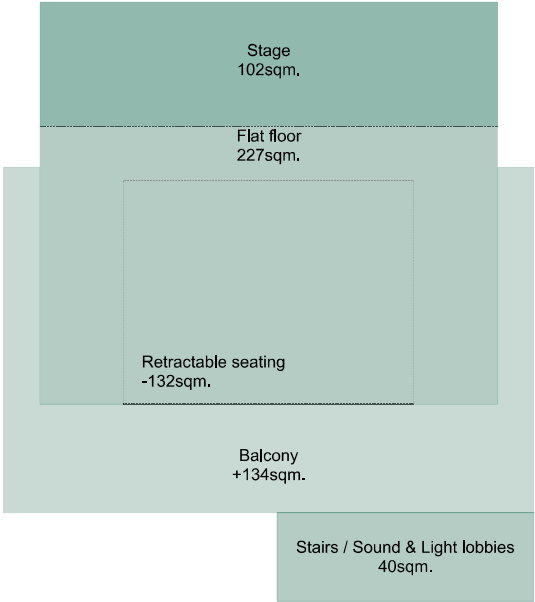
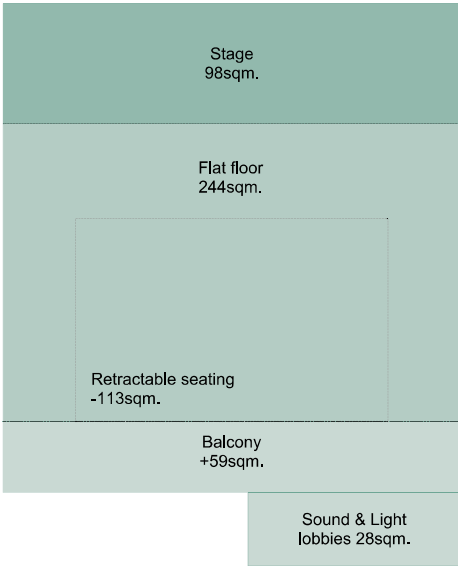

PUBLIC AREAS

EXISTING

OPTION 1

OPTION 2

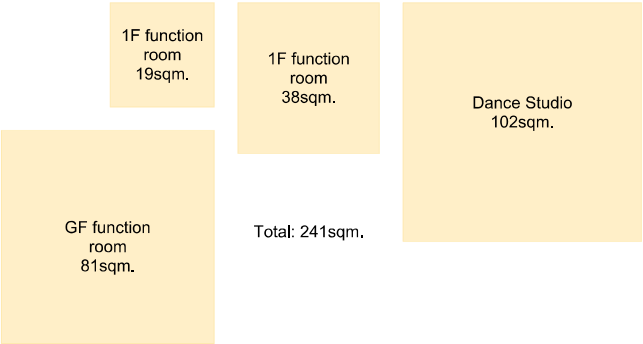
Auditorium




Foyers




Function & meeting rooms



Front of house WCs



Bar/serveries



THIS DRAWING IS BASED ON DIMENSIONAL SURVEY INFORMATION PROVIDED BY OTHERS. THE ARCHITECT CANNOT ACCEPT RESPONSIBILITY FOR THE ACCURACY OF THIS SURVEY INFORMATION. THIS DRAWING SHOULD BE READ IN CONJUNCTION WITH ALL RELEVANT DRAWINGS, SPECIFICATIONS, SCHEDULES AND OTHER CONTRACT INFORMATION ISSUED BY THE ARCHITECT, STRUCTURAL ENGINEER, SERVICES ENGINEER AND ANY OTHER CONSULTANT EMPLOYED OR RETAINED BY THE EMPLOYER IN RESPECT OF THESE WORKS. REPORT ANY DISCREPANCIES, CONFLICTS, ERRORS OR OMISSIONS TO THE CA AND SEEK DIRECTIONS BEFORE PROCEEDING. ONLY DRAWINGS SHOWN WITH STATUS 'CONSTRUCTION' ARE TO BE USED FOR CONSTRUCTION. IN THE CASE OF NEW WORKS, ALL DIMENSIONS SHOWN ARE TO THE FACE OF MASONRY, THE CENTRE LINE OF STRUCTURAL STEEL MEMBERS, OR THE FINISHED FACE OF STUD PARTITIONS, UNLESS NOTED OTHERWISE. CONFIRM ALL DIMENSIONS AND LEVELS ON SITE PRIOR TO COMMENCING WORK. IF IN DOUBT ASK! DO NOT SCALE FROM THIS DRAWING; USE ONLY FIGURED DIMENSIONS. THIS DRAWING REMAINS THE COPYRIGHT OF BURRELL FOLEY FISCHER LLP

REV:	NOTES:	BY/CHKD:	DATE:
DRAWING STATUS:			
STAGE 1			
DO NOT SCALE OFF THIS DRAWING			
BURRELL FOLEY FISCHER			
ARCHITECTS AND URBAN DESIGNERS			
SCREENWORKS , STUDIO 207 , 22 HIGHBURY GROVE , LONDON , N5 2ER			
TEL : 020 7620 0114			
www.bf-architects.co.uk			
mal@bf-architects.co.uk			
JOB:			
Harlington Fleet			
FOR:			
Fleet Town Council			
AT:			
236 Fleet Rd, Fleet GU51 4BY			
DRAWING TITLE:			
Dry Brief - Public Areas			
DATE:	SCALE:		
17/03/2025	1:200@A3		
JOB NO:	DRAWN BY:	CHECKED BY:	
1668	CR	NP	
DWG NO. : JOB-CRIB-ALDGL-VL-TYPE-ROLE-SHEET NO.-CR-REV-1			
ZZ-RF-DR-A-0017			
Copyright			

TECHNICAL AND BACK OF HOUSE	EXISTING	OPTION 1	OPTION 2	<div><div><div>THIS DRAWING IS BASED ON DIMENSIONAL SURVEY INFORMATION PROVIDED BY OTHERS, THE ARCHITECT CANNOT ACCEPT RESPONSIBILITY FOR THE ACCURACY OF THIS SURVEY INFORMATION.</div><div>THIS DRAWING SHOULD BE READ IN CONJUNCTION WITH ALL RELEVANT DRAWINGS, SPECIFICATIONS, SCHEDULES AND OTHER CONTRACT INFORMATION ISSUED BY THE ARCHITECT, STRUCTURAL ENGINEER, SERVICES ENGINEER AND ANY OTHER CONSULTANT EMPLOYED OR RETAINED BY THE EMPLOYER IN RESPECT OF THESE WORKS.</div><div>REPORT ANY DISCREPANCIES, CONFLICTS, ERRORS OR OMISSIONS TO THE CA AND SEEK DIRECTIONS BEFORE PROCEEDING.</div><div>ONLY DRAWINGS SHOWN WITH STATUS 'CONSTRUCTION' ARE TO BE USED FOR CONSTRUCTION.</div><div>IN THE CASE OF NEW WORKS, ALL DIMENSIONS SHOWN ARE TO THE FACE OF MASONRY, THE CENTRE LINE OF STRUCTURAL STEEL MEMBERS, OR THE FINISHED FACE OF STUD PARTITIONS, UNLESS NOTED OTHERWISE.</div><div>CONFIRM ALL DIMENSIONS AND LEVELS ON SITE PRIOR TO COMMENCING WORK. IF IN DOUBT ASK!</div><div>DO NOT SCALE FROM THIS DRAWING, USE ONLY FIGURED DIMENSIONS.</div><div>THIS DRAWING REMAINS THE COPYRIGHT OF BURRELL FOLEY FISCHER LLP</div></div></div>
Staff spaces	<div><div>Offices 99sqm.</div><div>Staff room 24sqm.</div></div>	<div><div>Offices 122sqm.</div><div>Staff room 16sqm.</div></div>	<div><div>Offices 117sqm.</div><div>Staff room 19sqm.</div></div>	
Dressing rooms etc.	<div><div>RVS multi-purpose space 60sqm.</div><div>Dressing rooms 28sqm.</div></div>	<div><div>Green room 24sqm.</div><div>Dressing rooms 38sqm.</div><div>Basement multi-purpose spaces +74sqm.</div></div>	<div><div>Green room 23sqm.</div><div>Dedicated dressing rooms 34sqm.</div><div>Get-in 7sqm.</div><div>The Point Music Room +11sqm.</div><div>Basement multi-purpose spaces +68sqm.</div></div>	
Technical stores & control room	<div><div>26sqm.</div></div>	<div><div>12sqm.</div></div>	<div><div>18sqm.</div></div>	
Kitchen	<div><div>67sqm.</div></div>	<div><div>24sqm.</div></div>	<div><div>24sqm.</div></div>	
Stores	<div><div>158sqm.</div><div>Basement</div><div>GF</div></div>	<div><div>121sqm.</div><div>Basement</div><div>GF</div><div>1F</div></div>	<div><div>107sqm.</div><div>Basement</div><div>GF</div><div>1F</div><div>Scene dock +28sqm.</div></div>	
Circulation	<div><div>172sqm.</div><div>Basement</div><div>GF</div><div>1F</div></div>	<div><div>205sqm.</div><div>Basement</div><div>GF</div><div>1F</div></div>	<div><div>215sqm.</div><div>Basement</div><div>GF</div><div>1F</div></div>	
BOH WCs & Showers	<div><div>25sqm.</div></div>	<div><div>37sqm.</div></div>	<div><div>32sqm.</div></div>	